

A4 FEM1.001

**H** = Height under hook  
 Altezza sotto gancio  
 Hauteur sous crochet  
 Altura bajo el gancho  
 Высота под крюком

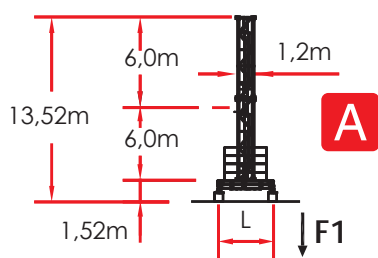


## TOWER CONFIGURATION - REACTIONS

CONFIGURAZIONE TORRE - REAZIONI / CONFIGURATION TOUR - RÉACTIONS / TORRE DE CONFIGURACIÓN - REACCIONES / КОНФИГУРАЦИЯ БАШНИ - РЕАКЦИИ

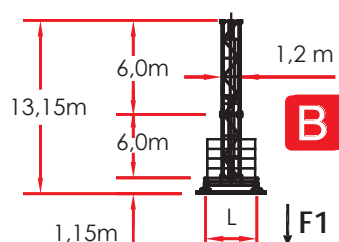
### 1,2 m L = 3,8 m - A

	H (m)	Z (t)	F1 (kN)
7 -	-	-	-
6 -	-	-	-
5	6,0 m	42,8	69,3 595
4	6,0 m	36,8	59,4 478
3	6,0 m	30,8	49,5 410
2	6,0 m	24,8	39,6 370
+1	6,0 m	18,8	39,6 354



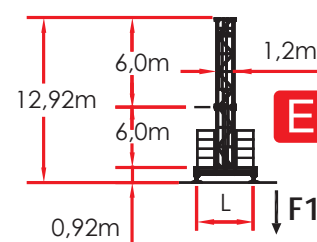
### 1,2 m L = 3,8 m - B

	H (m)	Z (t)	F1 (kN)
7 -	-	-	-
6 -	-	-	-
5	6,0 m	42,4	69,3 560
4	6,0 m	36,4	59,4 458
3	6,0 m	30,4	49,5 398
2	6,0 m	24,4	39,6 356
+1	6,0 m	18,4	39,6 340



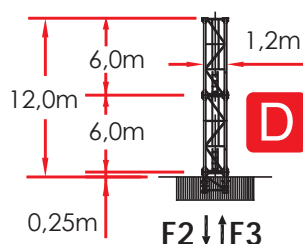
### 1,2 m L = 3,8 m - E

	H (m)	Z (t)	F1 (kN)
7 -	-	-	-
6 -	-	-	-
5	6,0 m	42,2	69,3 546
4	6,0 m	36,2	59,4 444
3	6,0 m	30,2	49,5 391
2	6,0 m	24,2	39,6 342
+1	6,0 m	18,2	39,6 321



### 1,2 m - D

	H (m)	F2 (kN)	F3 (kN)
7 -	-	-	-
6 -	-	-	-
5	6,0 m	41,5	948 759
4	6,0 m	35,5	720 513
3	6,0 m	29,5	648 497
2	6,0 m	23,5	583 441
+1	6,0 m	17,5	530 397



Comply with the specified ballast / Attenersi alla zavorra indicata / S'en tenir au lest indiqué / respetar el peso de lastre indicado / Соблюдать указанный балласт

## LOAD DIAGRAMS 2.5 T

DIAGRAMMA DI PORTATA / DIAGRAMME DE CHARGE UTILE / CURVAS DE CARGA / ДИАГРАММА ГРУЗОПОДЪЕМНОСТИ

JIB	2.500 Kg						
	19.5	25.5	31.5	37.0	43.0	48.5	54.0
1,5 ▶	19.5	25.5	31.5	34.4	34.0	33.5	33.0
18	2500	2500	2500	2500	2500	2500	2500
19	2500	2500	2500	2500	2500	2500	2500
<b>19,5</b>	<b>2500</b>	2500	2500	2500	2500	2500	2500
20		2500	2500	2500	2500	2500	2500
21		2500	2500	2500	2500	2500	2500
22		2500	2500	2500	2500	2500	2500
23		2500	2500	2500	2500	2500	2500
24		2500	2500	2500	2500	2500	2500
25		2500	2500	2500	2500	2500	2500
<b>25,5</b>		<b>2500</b>	2500	2500	2500	2500	2500
26			2500	2500	2500	2500	2500
27			2500	2500	2500	2500	2500
28			2500	2500	2500	2500	2500
29			2500	2500	2500	2500	2500
30			2500	2500	2500	2500	2500
31			2500	2500	2500	2500	2500
<b>31,5</b>			<b>2500</b>	2500	2500	2500	2500
32				2500	2500	2500	2500
33				2500	2500	2500	2500
34				2500	2500	2485	2450
35				2461	2437	2405	2371
36				2383	2360	2330	2296
<b>37</b>				<b>2310</b>	2288	2258	2225
38					2219	2190	2158
39					2154	2126	2096
40					2092	2065	2035
41					2034	2008	1978
42					1978	1953	1924
<b>43</b>					<b>1925</b>	1900	1872
44						1849	1823
45						1802	1775
46						1756	1730
47						1713	1687
48						1670	1646
<b>48,5</b>						<b>1650</b>	1626
49							1606
50							1568
51							1531
52							1496
53							1463
<b>54</b>							<b>1430</b>



**ULTRALIFT** \_ALL INTERMEDIATE LOADS ARE DECREASED OF 10% IF THE CRANE IS NOT EQUIPPED WITH ULTRALIFT CONTROL / SENZA IL SISTEMA ULTRALIFT TUTTE LE PORTATE INTERMEDIE DIMINUISCONO IL CARICO DEL 10% / LES CHARGES INTERMEDIARES SONT DIMINUEES DE 10% SI LA GRUE N'EST PAS EQUIPE D'UN CONTROLE ULTRALIFT / SIN EL SISTEMA ULTRALIFT LOS MISAURA INTERMEDIOS DISMINUIR EL CARICO DEL 10% / БЕЗ ULTRALIFT ПРОМЕЖУТОЧНОЙ УМЕНЬШАЕТСЯ НА 10% НАГРУЗКИ.

## LOAD DIAGRAMS 3.0 T

DIAGRAMMA DI PORTATA / DIAGRAMME DE CHARGE UTILE / CURVAS DE CARGA / ДИАГРАММА ГРУЗОПОДЪЕМНОСТИ

JIB	3.000 Kg						
	19.5	25.5	31.5	37.0	43.0	48.5	54.0
1,5 ▶	19.5	25.5	30.0	29.5	29.0	28.3	28.0
18	3000	3000	3000	3000	3000	3000	3000
19	3000	3000	3000	3000	3000	3000	3000
19,5	3000	3000	3000	3000	3000	3000	3000
20		3000	3000	3000	3000	3000	3000
21		3000	3000	3000	3000	3000	3000
22		3000	3000	3000	3000	3000	3000
23		3000	3000	3000	3000	3000	3000
24		3000	3000	3000	3000	3000	3000
25		3000	3000	3000	3000	3000	3000
25,5		3000	3000	3000	3000	3000	3000
26			3000	3000	3000	3000	3000
27			3000	3000	3000	3000	3000
28			3000	3000	3000	3000	3000
29			3000	3000	3000	2971	2930
30			3000	2926	2897	2861	2822
31			2912	2750	2794	2758	2719
31,5			2860	2750	2743	2708	2671
32				2721	2696	2661	2624
33				2629	2604	2571	2534
34				2542	2518	2485	2450
35				2461	2437	2405	2371
36				2383	2360	2330	2296
37				2310	2288	2258	2225
38					2219	2190	2158
39					2154	2126	2096
40					2092	2065	2035
41					2034	2008	1978
42					1978	1953	1924
43					1925	1900	1872
44						1849	1823
45						1802	1775
46						1756	1730
47						1713	1687
48						1670	1646
48,5						1650	1626
49							1606
50							1568
51							1531
52							1496
53							1463
54							1430



ULTRALIFT \_ALL INTERMEDIATE LOADS ARE DECREASED OF 10% IF THE CRANE IS NOT EQUIPPED WITH ULTRALIFT CONTROL / SENZA IL SISTEMA ULTRALIFT TUTTE LE PORTATE INTERMEDIE DIMINUISCONO IL CARICO DEL 10% / LES CHARGES INTERMEDIAIRES SONT DIMINUÉES DE 10% SI LA GRUE N'EST PAS ÉQUIPÉ D'UN CONTROLE ULTRALIFT / SIN EL SISTEMA ULTRALIFT LOS MISURA INTERMEDIOS DISMINUIR EL CARICO DEL 10% / БЕЗ ULTRALIFT ПРОМЕЖУТОЧНОЙ УМЕНЬШАЕТСЯ НА 10% НАГРУЗКИ.

## LOAD DIAGRAMS 6.0 T / 3.0 T

DIAGRAMMA DI PORTATA / DIAGRAMME DE CHARGE UTILE / CURVAS DE CARGA / ДИАГРАММА ГРУЗОПОДЪЕМНОСТИ

JIB	6.000 Kg / 3.000 Kg						
	19.5	25.5	31.5	37.0	43.0	48.5	54.0
1,5 ▶	18.0	17.5	15.5	15.7	14.5	14.3	14.0
13	6000	6000	6000	6000	6000	6000	6000
14	6000	6000	6000	6000	6000	6000	6000
15	6000	6000	6000	6000	5938	5830	5715
16	6000	6000	5829	5618	5531	5430	5323
17	6000	6000	5454	5256	5174	5080	4979
18	6000	5801	5122	4935	4859	4770	4675
19	5658	5469	4827	4650	4578	4493	4404
<b>19,5</b>	<b>5500</b>	5316	4691	4519	4448	4366	4279
20		5171	4562	4394	4326	4246	4161
21		4902	4323	4164	4098	4022	3941
22		4658	4106	3955	3892	3820	3743
24		4234	3729	3590	3533	3467	3397
25		4047	3564	3431	3376	3312	3245
<b>25,5</b>		<b>3960</b>	3486	3356	3302	3240	3174
26			3411	3283	3231	3170	3105
27			3270	3148	3097	3038	2976
28			3140	3022	2973	2916	2856
30			2906	2795	2750	2697	2642
31			2800	2694	2650	2599	2545
<b>31,5</b>			<b>2750</b>	2645	2602	2552	2499
32				2598	2556	2506	2454
33				2509	2468	2420	2369
34				2425	2385	2338	2289
35				2345	2307	2262	2214
36				2271	2233	2189	2143
<b>37</b>				<b>2200</b>	2163	2121	2076
38					2098	2056	2012
39					2035	1995	1952
40					1976	1937	1895
41					1920	1881	1841
42					1866	1829	1789
<b>43</b>					<b>1815</b>	1778	1740
44						1731	1693
45						1685	1648
46						1641	1605
47						1599	1564
48						1559	1525
<b>48,5</b>						<b>1540</b>	1506
51							1416
53							1351
<b>54</b>							<b>1320</b>


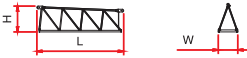
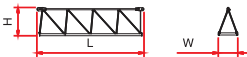
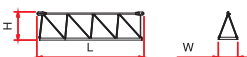
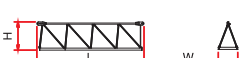





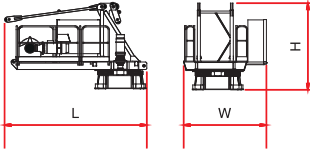



**ULTRALIFT** \_ALL INTERMEDIATE LOADS ARE DECREASED OF 10% IF THE CRANE IS NOT EQUIPPED WITH ULTRALIFT CONTROL / SENZA IL SISTEMA ULTRALIFT TUTTE LE PORTATE INTERMEDIE DIMINUISCONO IL CARICO DEL 10% / LES CHARGES INTERMEDIARES SONT DIMINUEES DE 10% SI LA GRUE N'EST PAS EQUIPE D'UN CONTROLE ULTRALIFT / SIN EL SISTEMA ULTRALIFT LOS MISAURA INTERMEDIOS DISMINUIR EL CARICO DEL 10% / БЕЗ ULTRALIFT ПРОМЕЖУТОЧНОЙ УМЕНЬШАЕТСЯ НА 10% НАГРУЗКИ.



**PACKING LIST**

LISTA DEI COLLI / LISTE DE COLISAGE / LISTA DE CONTENIDO / ВЕС И ГАБАРИТНЫЕ РАЗМЕРЫ

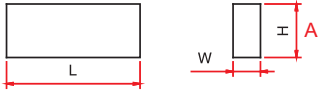
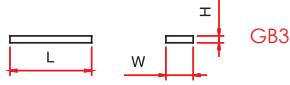

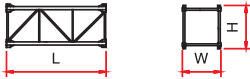
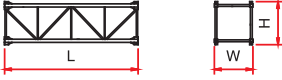
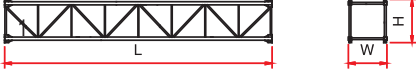

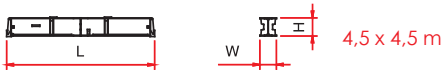
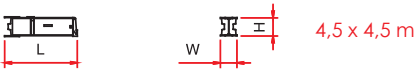
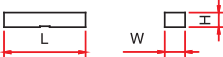

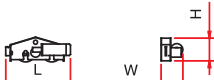
DESCRIPTION DENOMINAZIONE	ITE POS.	PIECES PEZZI	DRAWING DISEGNO	DIMENSIONS mm			WEIGHT Kg		
				L	W	H	UNIT	TOTAL	
<b>JIB ELEMENT / ELEMENTO DI FRECCIA /</b> ELÈMENT DE FLÈCHE / ELEMENTO DE FLECHA / элемент стрелка		1	n. 1		6,330	1,130	1,930	890	-
		1	n. 2		6,140	1,100	1,900	752	-
		1	n. 3		6,120	1,100	1,670	691	-
		1	n. 4		6,100	1,100	1,670	568	-
	1	1	n. 5		6,050	1,100	1,670	484	-
		1	n. 6		6,020	1,100	1,620	421	-
		1	n. 7		6,020	1,100	1,620	412	-
		1	n. 8		3,120	1,100	1,100	218	-
		1	n. 9		5,970	1,100	1,000	251	-
		1	n. 10		5,930	1,100	1,000	222	-
<b>SLEWING TABLE, HOISTING WINCH,</b> <b>ELECTRICAL BOX. / GRUPPO</b> GIREVOLE, ARGANO SOLL., QUADRO ELETR. / TOURNANTE, TREUIL DE LEVAGE, ARMOIRE ELECTRIQUE / GIRATORIO, CABRESTANTE DE ELEVACIÓN, CUADRO ELÉCTRICO / поворотный, подъемная лебедка, электрощит	2	1		4,030	2,230	2,520	3760	-	
<b>COUNTERJIB / CONTROFRECCIA /</b> CONTRÉFLÈCHE / CONTRAFLECHA / контрстрела	3	1		8,470	1,650	1,320	1650	-	





**PACKING LIST**

LISTA DEI COLLI / LISTE DE COLISAGE / LISTA DE CONTENIDO / ВЕС И ГАБАРИТНЫЕ РАЗМЕРЫ

DESCRIPTION DENOMINAZIONE	ITEM- POS.	PIECE- SPEZZI	SKETCH SCHIZZO	DIMENSIONS mm			WEIGHT Kg		
				L	W	H	UNIT	TOTAL	
<b>CITY 1,5 m</b>									
BASE BALLAST BLOCK / BLOCCO DI ZAVORRA / LEST DE BASE / BLOQUE DE LASTRE / Блок балласта	12	1		3,000	0,600	1,200	4953	-	
		1		3,600	1,200	1,300	2950	-	
TOWER ELEMENT / ELEMENTO DI TORRE ELEMENT DE MATURE / ELEMENTO DE TORRE / башенный элемент	13	1		2,950	1,500	1,700	1400	-	
		1		4,425	1,500	1,700	1590	-	
		1		5,900	1,500	1,700	2155	-	
		1		11,800	1,500	1,700	3870	-	
EXPENDABLE FOUNDATION ELEMENT / TRONCHETTO DI FONDAZIONE / ELEMENT A SCHELLER / TRONCO DE FUNDACION / СТВОЛ ОСНОВАНИЯ	14	1		1,465	1,780	1,780	780	-	
BASE MAIN BEAM / TRAVE PRINCIPALE CROCIERA DI BASE / POUTRE DE CHASSIS DE BASE / VIGA PRINCIPAL DE LA CRUCETA DE BASE / главная балка крестовины основания	15	1		6,530	0,710	0,760	2120	-	
HALF BASE BEAM / SEMITRAVE DI BASE / SEMIPOUTRE DE CHASSIS DE BASE / MEDIA VIGA DE LA CRUCETA DE BASE / полубалка крестовины основания	16	2		3,200	0,590	0,770	1030	2060	
CONCRETE PAD / BLOCCO DI APPOGGIO / SABOT EN BËTON / BLOQUE DE APOYO / опорный блок	17	4		3,600	0,800	0,600	3925	15700	
DRIVING BOGIE / BILANCINO TRASLAZIONE FOLLE / BOGGIE FOU / BALANCÍN DE TRASLACIÓN LOCO / не приводной балансир для горизонтального перемещения	18	2		1,080	0,230	0,515	415	830	
DRIVEN BOGIE / BILANCINO TRASLAZIONE MOTORIZZATO / BOGGIE MOTORISÉE / BALANCÍN DE TRASLACIÓN MOTORIZADO / приводной балансир горизонтального перемещения	19	2		1,550	0,500	0,515	535	1070	



[ SRT 85 \_REV. \_0312 ] ADL / TECHNICAL DEPARTEMENT

---

THE DATA OBJECT OF THESE SHEETS ARE SUBJECT TO CHANGE WITHOUT PRIOR NOTICE / I DATI OGGETTO DELLE PRESENTI SCHEDE POTREBBERO SUBIRE MODIFICHE SENZA PREAVVISO / LES INFORMATIONS DONNÉES DANS LES PRÉSENTES FICHES POURRAIENT SUBIR DES MODIFICATIONS SANS PRÉAVIS / LOS DATOS CONTENIDOS EN ESTE FORMULARIO ESTÁN SUJETAS A CAMBIOS SIN PREVIO AVISO / ДАННЫЕ, УКАЗАННЫЕ В НАСТОЯЩИХ СПЕЦИФИКАЦИЯХ, МОГУТ ИЗМЕНЯТЬСЯ БЕЗ ПРЕДВАРИТЕЛЬНОГО ПРЕДУПРЕЖДЕНИЯ.