

A4 EN 14439 - C50 - D50

TOWER CONFIGURATION - REACTIONS

CONFIGURAZIONE TORRE - REAZIONI / CONFIGURATION TOUR - RÉACTIONS / TORRE DE CONFIGURACIÓN - REACCIONES / КОНФИГУРАЦИЯ БАШНИ - РЕАКЦИИ

EN 14439 - C50

1,2 m L = 3,8 m - A

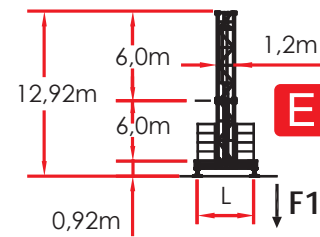
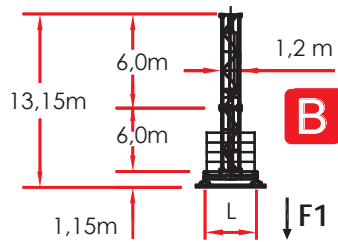
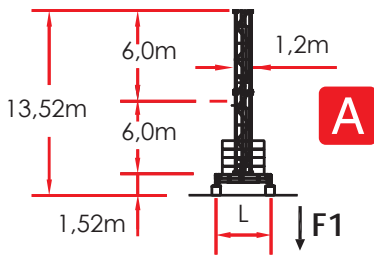
	H (m)	Z (t)	F1 (kN)
7	-	-	-
6	-	-	-
5	6,0 m	42.8	69.3
4	6,0 m	36.8	59.4
3	6,0 m	30.8	49.5
2	6,0 m	24.8	39.6
+1	6,0 m	18.8	39.6

1,2 m L = 3,8 m - B

	H (m)	Z (t)	F1 (kN)
7	-	-	-
6	-	-	-
5	6,0 m	42.4	69.3
4	6,0 m	36.4	59.4
3	6,0 m	30.4	49.5
2	6,0 m	24.4	39.6
+1	6,0 m	18.4	39.6

1,2 m L = 3,8 m - E

	H (m)	Z (t)	F1 (kN)
7	-	-	-
6	-	-	-
5	6,0 m	42.2	69.3
4	6,0 m	36.2	59.4
3	6,0 m	30.2	49.5
2	6,0 m	24.2	39.6
+1	6,0 m	18.2	39.6

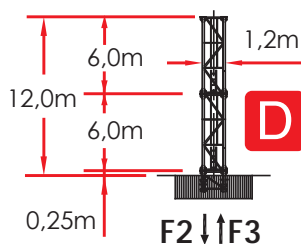


1,2 m - D

	H (m)	F2 (kN)	F3 (kN)
7	-	-	-
6	-	-	-
5	6,0 m	41.5	1050
4	6,0 m	35.5	699
3	6,0 m	29.5	679
2	6,0 m	23.5	609
+1	6,0 m	17.5	551



Comply with the specified ballast / Attenersi alla zavorra indicata / S'en tenir au lest indiqué / respetar el peso de lastre indicado / Соблюдать указанный балласт



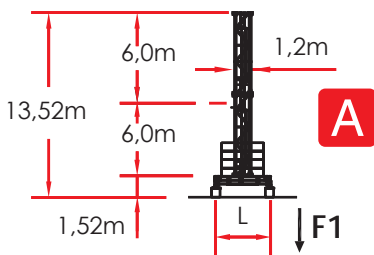
TOWER CONFIGURATION - REACTIONS

CONFIGURAZIONE TORRE - REAZIONI / CONFIGURATION TOUR - RÉACTIONS / TORRE DE CONFIGURACIÓN - REACCIONES / КОНФИГУРАЦИЯ БАШНИ - РЕАКЦИИ

EN 14439 - D50

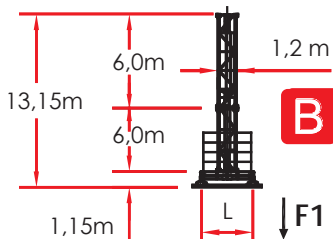
1,2 m L = 3,8 m - A

	H (m)	Z (t)	F1(kN)
7 -	-	-	-
6 -	-	-	-
5 -	-	-	-
4 6,0 m	36.2	69.3	704
3 6,0 m	30.2	49.5	475
2 6,0 m	24.2	39.6	369
+1 6,0 m	18.2	39.6	348



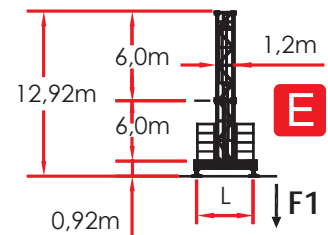
1,2 m L = 3,8 m - B

	H (m)	Z (t)	F1(kN)
7 -	-	-	-
6 -	-	-	-
5 -	-	-	-
4 6,0 m	36.2	69.3	689
3 6,0 m	30.2	49.5	458
2 6,0 m	24.2	39.6	346
+1 6,0 m	18.2	39.6	325



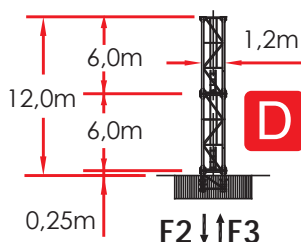
1,2 m L = 3,8 m - E

	H (m)	Z (t)	F1(kN)
7 -	-	-	-
6 -	-	-	-
5 -	-	-	-
4 6,0 m	36.2	69.3	679
3 6,0 m	30.2	49.5	450
2 6,0 m	24.2	39.6	343
+1 6,0 m	18.2	39.6	322



1,2 m - D

	H (m)	F2(kN)	F3(kN)
7 -	-	-	-
6 -	-	-	-
5 -	-	-	-
4 6,0 m	35.5	997	816
3 6,0 m	29.5	679	525
2 6,0 m	23.5	609	464
+1 6,0 m	17.5	551	415



Comply with the specified ballast / Attenersi alla zavorra indicata / S'en tenir au lest indiqué / respetar el peso de lastre indicado / Соблюдать указанный балласт

LOAD DIAGRAMS 2.5 T

DIAGRAMMA DI PORTATA / DIAGRAMME DE CHARGE UTILE / CURVAS DE CARGA / ДИАГРАММА ГРУЗОПОДЪЕМНОСТИ

JIB	2.500 Kg						
	19.5	25.5	31.5	37.0	43.0	48.5	54.0
1,5 ▶	19.5	25.5	31.5	34.4	34.0	33.5	33.0
18	2500	2500	2500	2500	2500	2500	2500
19	2500	2500	2500	2500	2500	2500	2500
19,5	2500	2500	2500	2500	2500	2500	2500
20		2500	2500	2500	2500	2500	2500
21		2500	2500	2500	2500	2500	2500
22		2500	2500	2500	2500	2500	2500
23		2500	2500	2500	2500	2500	2500
24		2500	2500	2500	2500	2500	2500
25		2500	2500	2500	2500	2500	2500
25,5		2500	2500	2500	2500	2500	2500
26			2500	2500	2500	2500	2500
27			2500	2500	2500	2500	2500
28			2500	2500	2500	2500	2500
29			2500	2500	2500	2500	2500
30			2500	2500	2500	2500	2500
31			2500	2500	2500	2500	2500
31,5			2500	2500	2500	2500	2500
32				2500	2500	2500	2500
33				2500	2500	2500	2500
34				2500	2500	2485	2450
35				2461	2437	2405	2371
36				2383	2360	2330	2296
37				2310	2288	2258	2225
38					2219	2190	2158
39					2154	2126	2096
40					2092	2065	2035
41					2034	2008	1978
42					1978	1953	1924
43					1925	1900	1872
44						1849	1823
45						1802	1775
46						1756	1730
47						1713	1687
48						1670	1646
48,5						1650	1626
49							1606
50							1568
51							1531
52							1496
53							1463
54							1430



ULTRALIFT _ALL INTERMEDIATE LOADS ARE DECREASED OF 10% IF THE CRANE IS NOT EQUIPPED WITH ULTRALIFT CONTROL / SENZA IL SISTEMA ULTRALIFT TUTTE LE PORTATE INTERMEDIE DIMINUISCONO IL CARICO DEL 10% / LES CHARGES INTERMEDIARES SONT DIMINUEES DE 10% SI LA GRUE N'EST PAS EQUIPE D'UN CONTROLE ULTRALIFT / SIN EL SISTEMA ULTRALIFT LOS MISAURA INTERMEDIOS DISMINUIR EL CARICO DEL 10% / БЕЗ ULTRALIFT ПРОМЕЖУТОЧНОЙ УМЕНЬШАЕТСЯ НА 10% НАГРУЗКИ.

LOAD DIAGRAMS 3.0 T

DIAGRAMMA DI PORTATA / DIAGRAMME DE CHARGE UTILE / CURVAS DE CARGA / ДИАГРАММА ГРУЗОПОДЪЕМНОСТИ

JIB	3.000 Kg						
	19.5	25.5	31.5	37.0	43.0	48.5	54.0
1,5 ▶	19.5	25.5	30.0	29.5	29.0	28.3	28.0
18	3000	3000	3000	3000	3000	3000	3000
19	3000	3000	3000	3000	3000	3000	3000
19,5	3000	3000	3000	3000	3000	3000	3000
20		3000	3000	3000	3000	3000	3000
21		3000	3000	3000	3000	3000	3000
22		3000	3000	3000	3000	3000	3000
23		3000	3000	3000	3000	3000	3000
24		3000	3000	3000	3000	3000	3000
25		3000	3000	3000	3000	3000	3000
25,5		3000	3000	3000	3000	3000	3000
26			3000	3000	3000	3000	3000
27			3000	3000	3000	3000	3000
28			3000	3000	3000	3000	3000
29			3000	3000	3000	2971	2930
30			3000	2926	2897	2861	2822
31			2912	2750	2794	2758	2719
31,5			2860	2750	2743	2708	2671
32				2721	2696	2661	2624
33				2629	2604	2571	2534
34				2542	2518	2485	2450
35				2461	2437	2405	2371
36				2383	2360	2330	2296
37				2310	2288	2258	2225
38					2219	2190	2158
39					2154	2126	2096
40					2092	2065	2035
41					2034	2008	1978
42					1978	1953	1924
43					1925	1900	1872
44						1849	1823
45						1802	1775
46						1756	1730
47						1713	1687
48						1670	1646
48,5						1650	1626
49							1606
50							1568
51							1531
52							1496
53							1463
54							1430



ULTRALIFT _ALL INTERMEDIATE LOADS ARE DECREASED OF 10% IF THE CRANE IS NOT EQUIPPED WITH ULTRALIFT CONTROL / SENZA IL SISTEMA ULTRALIFT TUTTE LE PORTATE INTERMEDIE DIMINUISCONO IL CARICO DEL 10% / LES CHARGES INTERMEDIARES SONT DIMINUÉES DE 10% SI LA GRUE N'EST PAS ÉQUIPÉ D'UN CONTROLE ULTRALIFT / SIN EL SISTEMA ULTRALIFT LOS MISAURA INTERMEDIOS DISMINUIR EL CARICO DEL 10% / БЕЗ ULTRALIFT ПРОМЕЖУТОЧНОЙ УМЕНЬШАЕТСЯ НА 10% НАГРУЗКИ.

LOAD DIAGRAMS 6.0 T / 3.0 T

DIAGRAMMA DI PORTATA / DIAGRAMME DE CHARGE UTILE / CURVAS DE CARGA / ДИАГРАММА ГРУЗОПОДЪЕМНОСТИ

JIB	6.000 Kg / 3.000 Kg						
	19.5	25.5	31.5	37.0	43.0	48.5	54.0
1,5 ▶	18.0	17.5	15.5	15.7	14.5	14.3	14.0
13	6000	6000	6000	6000	6000	6000	6000
14	6000	6000	6000	6000	6000	6000	6000
15	6000	6000	6000	6000	5938	5830	5715
16	6000	6000	5829	5618	5531	5430	5323
17	6000	6000	5454	5256	5174	5080	4979
18	6000	5801	5122	4935	4859	4770	4675
19	5658	5469	4827	4650	4578	4493	4404
19,5	5500	5316	4691	4519	4448	4366	4279
20		5171	4562	4394	4326	4246	4161
21		4902	4323	4164	4098	4022	3941
22		4658	4106	3955	3892	3820	3743
24		4234	3729	3590	3533	3467	3397
25		4047	3564	3431	3376	3312	3245
25,5		3960	3486	3356	3302	3240	3174
26			3411	3283	3231	3170	3105
27			3270	3148	3097	3038	2976
28			3140	3022	2973	2916	2856
30			2906	2795	2750	2697	2642
31			2800	2694	2650	2599	2545
31,5			2750	2645	2602	2552	2499
32				2598	2556	2506	2454
33				2509	2468	2420	2369
34				2425	2385	2338	2289
35				2345	2307	2262	2214
36				2271	2233	2189	2143
37				2200	2163	2121	2076
38					2098	2056	2012
39					2035	1995	1952
40					1976	1937	1895
41					1920	1881	1841
42					1866	1829	1789
43					1815	1778	1740
44						1731	1693
45						1685	1648
46						1641	1605
47						1599	1564
48						1559	1525
48,5						1540	1506
51							1416
53							1351
54							1320



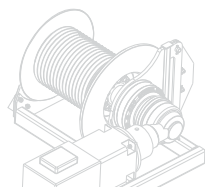
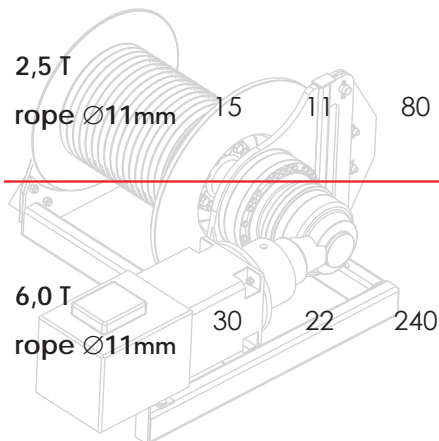
ULTRALIFT _ALL INTERMEDIATE LOADS ARE DECREASED OF 10% IF THE CRANE IS NOT EQUIPPED WITH ULTRALIFT CONTROL / SENZA IL SISTEMA ULTRALIFT TUTTE LE PORTATE INTERMEDIE DIMINUISCONO IL CARICO DEL 10% / LES CHARGES INTERMEDIARES SONT DIMINUEES DE 10% SI LA GRUE N'EST PAS EQUIPE D'UN CONTROLE ULTRALIFT / SIN EL SISTEMA ULTRALIFT LOS MISURA INTERMEDIOS DISMINUIR EL CARICO DEL 10% / БЕЗ ULTRALIFT ПРОМЕЖУТОЧНОЙ УМЕНЬШАЕТСЯ НА 10% НАГРУЗКИ.

HOISTING WINCH INVERTER - PERFORMANCES

MECCANISMI / MÉCANISMES / MECANISMOS / МЕХАНИЗМЫ

400 VOLT ± 5% - 50Hz _DIRECTIVE 14/12 - 2005/88/CE

HOISTING WINCH ARGANO	POWER POTENZA CV-ch Ps-hp	L ROPE L FUNE m.	STEP MARCIA	LOAD CARICO Kg.	SPEED VELOCITÀ m/min.	LOAD CARICO Kg.	SPEED VELOCITÀ m/min.
2,5 T rope Ø11mm	15	11	80	1	2500		4,4
				2	2500		22
				3	1250		44
				4 (*)	200		48
6,0 T rope Ø11mm	30	22	240	1	3000	6000	3,8
				2	3000	6000	11,5
				3	3000	6000	19
				4	1500	3000	30,5
				5	1000	2000	38
			5 (*)	400	800	45,5	



11 kW

22 kW

ABSORPTIONS / ASSORBIMENTI

18 kW

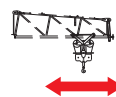
27 kW



SLEWING

0,37 / 0,7 / 1,0 min⁻¹

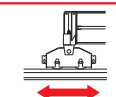
2 X 4 kW



TROLLEY

15,0 / 42,0 / 67,0 m/min

3,6 kW



TRAVELLING


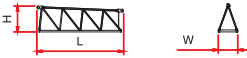
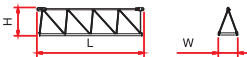
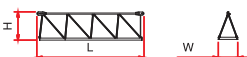
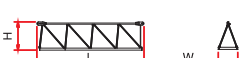





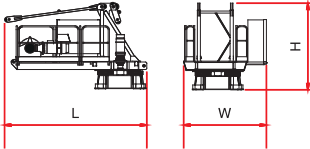

14 m/min

2 X 2,9 kW

(*) SPEED AUTOMATICALLY CONTROLLED BY A CURRENT SENSOR / VELOCITÀ REGOLATA AUTOMATICAMENTE DA SENSORE DI CORRENTE / VITESSE RÉGLÉE AUTOMATIQUÉMENT PAR CAPTEUR DE COURANT / ACELERAR CONTROLADO AUTOMÁTICAMENTE POR UN SENSOR DE CORRIENTE / СКОРОСТЬ АВТОМАТИЧЕСКИ РЕГУЛИРУЕТСЯ ДАТЧИКОМ ТОКА

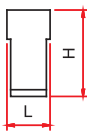







PACKING LIST

LISTA DEI COLLI / LISTE DE COLISAGE / LISTA DE CONTENIDO / ВЕС И ГАБАРИТНЫЕ РАЗМЕРЫ

DESCRIPTION DENOMINAZIONE	ITE POS.	PIECES PEZZI	DRAWING DISEGNO	DIMENSIONS mm			WEIGHT Kg		
				L	W	H	UNIT	TOTAL	
JIB ELEMENT / ELEMENTO DI FRECCIA / ELÈMENT DE FLÈCHE / ELEMENTO DE FLECHA / элемент стрелка		1	n. 1		6,330	1,130	1,930	890	-
		1	n. 2		6,140	1,100	1,900	752	-
		1	n. 3		6,120	1,100	1,670	691	-
		1	n. 4		6,100	1,100	1,670	568	-
	1	1	n. 5		6,050	1,100	1,670	484	-
		1	n. 6		6,020	1,100	1,620	421	-
		1	n. 7		6,020	1,100	1,620	412	-
		1	n. 8		3,120	1,100	1,100	218	-
		1	n. 9		5,970	1,100	1,000	251	-
		1	n. 10		5,930	1,100	1,000	222	-
SLEWING TABLE, HOISTING WINCH, ELECTRICAL BOX. / GRUPPO GIREVOLE, ARGANO SOLL., QUADRO ELETR. / TOURNANTE, TREUIL DE LEVAGE, ARMOIRE ELECTRIQUE / GIRATORIO, CABRESTANTE DE ELEVACIÓN, CUADRO ELÉCTRICO / поворотный, подъемная лебедка, электрощит	2	1		4,030	2,230	2,520	3760	-	
COUNTERJIB / CONTROFRECCIA / CONTRÉFLÈCHE / CONTRAFLECHA / контрстрела	3	1		8,470	1,650	1,320	1650	-	

PACKING LIST

LISTA DEI COLLI / LISTE DE COLISAGE / LISTA DE CONTENIDO / ВЕС И ГАБАРИТНЫЕ РАЗМЕРЫ

DESCRIPTION DENOMINAZIONE	ITEM POS.	PIECES PEZZI	DRAWING DISEGNO		DIMENSIONS mm			WEIGHT Kg	
					L	W	H	UNIT	TOTAL
COUNTERWEIGHT BLOCK / BLOCCHI DI CONTRAPPESO / CONTRE-POIDS / BLOQUES DE CONTRAPESO / блоки противовеса	4	4		ASRT 85	1,170	0,340	2,290	2100	8400
		2		BSRT 85	1,170	0,180	2,290	1230	2460
		3		CSRT 85	1,170	0,140	2,290	1060	3180
TOWER ELEMENT / ELEMENTO DI TORRE ELEMÈNT DE MATURE / ELEMENTO DE TORRE / башенный элемент	5	1			6,000	1,200	1,380	1865	-
					12,000	1,200	1,380	3498	-
EXPENDABLE FOUNDATION ELEMENT / TRONCHETTO DI FONDAZIONE / ELEMÈNT A SCELLER / TRONCO DE FUNDACIÓN / ствол основания	6	1			1,180	1,200	1,380	600	-
BASE MAIN BEAM / TRAVE PRINCIPALE CROCIERA DI BASE / POUTRE DE CHASSIS DE BASE / VIGA PRINCIPAL DE LA CRUCETA DE BASE / главная балка крестовины основания	7	1		3,8 x 3,8 m	5,720	0,670	0,650	1560	-
HALF BASE BEAM / SEMITRAVE DI BASE / SEMIPOUTRE DE CHASSIS DE BASE / MEDIA VIGA DE LA CRUCETA DE BASE / полубалка крестовины основания	8	2		3,8 x 3,8 m	2,770	0,450	0,665	750	1500
CONCRETE PAD / BLOCCO DI APPOGGIO / SABOT EN BÉTON / BLOQUE DE APOYO / опорный блок	9	4			3,000	0,600	0,600	2465	9860
DRIVING BOGIE / BILANCINO TRASL. FOLLE / BOGGIE FOU / BALANCÍN DE TRASLACIÓN LOCO / не приводной баланси́р для горизонтального перемещения	10	2			0,800	0,195	0,385	190	380
DRIVEN BOGIE / BILANCINO TRASLAZIONE MOTORIZZATO / BOGGIE MOTORISÉ / BALANCÍN DE TRASLACIÓN MOTORIZADO / приводной баланси́р горизонтального перемещения	11	2			0,925	0,425	0,385	310	620

[SRT 85 _REV. _0413] ADL / TECHNICAL DEPARTEMENT

THE DATA OBJECT OF THESE SHEETS ARE SUBJECT TO CHANGE WITHOUT PRIOR NOTICE / I DATI OGGETTO DELLE PRESENTI SCHEDE POTREBBERO SUBIRE MODIFICHE SENZA PREAVVISO / LES INFORMATIONS DONNÉES DANS LES PRÉSENTES FICHES POURRAIENT SUBIR DES MODIFICATIONS SANS PRÉAVIS / LOS DATOS CONTENIDOS EN ESTE FORMULARIO ESTÁN SUJETAS A CAMBIOS SIN PREVIO AVISO / ДАННЫЕ, УКАЗАННЫЕ В НАСТОЯЩИХ СПЕЦИФИКАЦИЯХ, МОГУТ ИЗМЕНЯТЬСЯ БЕЗ ПРЕДВАРИТЕЛЬНОГО ПРЕДУПРЕЖДЕНИЯ.