

A4 EN 14439 - C50 - D50

TOWER CONFIGURATION - REACTIONS

CONFIGURAZIONE TORRE - REAZIONI / CONFIGURATION TOUR - RÉACTIONS / TORRE DE CONFIGURACIÓN - REACCIONES / КОНФИГУРАЦИЯ БАШНИ - РЕАКЦИИ

EN 14439 - C50

1,1 m L = 3,2 m - A

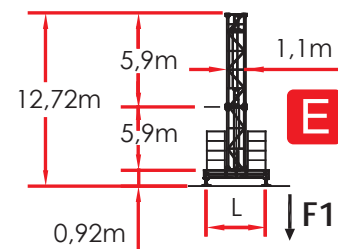
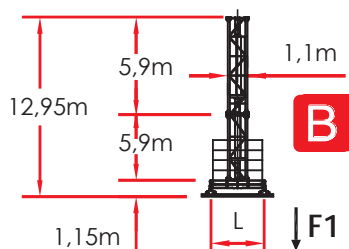
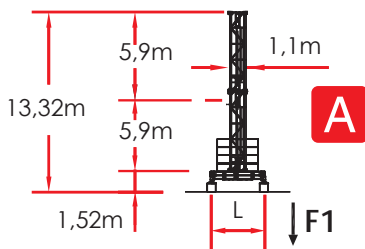
	H (m)	Z (t)	F1(kN)
6	-	-	-
5	-	-	-
4	5,9 m	36.43	69.3
3	5,9 m	30.53	59.4
2	5,9 m	24.63	49.5
+1	5,9 m	18.73	39.6

1,1 m L = 3,2 m - B

	H (m)	Z (t)	F1(kN)
6	-	-	-
5	-	-	-
4	5,9 m	36.03	69.3
3	5,9 m	30.13	59.4
2	5,9 m	24.23	49.5
+1	5,9 m	18.33	39.6

1,1 m L = 3,2 m - E

	H (m)	Z (t)	F1(kN)
6	-	-	-
5	-	-	-
4	5,9 m	35.83	69.3
3	5,9 m	29.93	59.4
2	5,9 m	24.03	49.5
+1	5,9 m	18.13	39.6

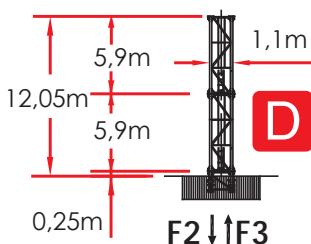


1,1 m - D

	H (m)	F2(kN)	F3(kN)
6	-	-	-
5	-	-	-
4	5,9 m	35.25	775
3	5,9 m	29.35	542
2	5,9 m	23.45	473
+1	5,9 m	17.55	418



Comply with the specified ballast / Attenersi alla zavorra indicata / S'en tenir au lest indiqué / respetar el peso de lastre indicado / Соблюдать указанный балласт



LOAD DIAGRAMS **_2.5 T_3.0 T**

DIAGRAMMA DI PORTATA / DIAGRAMME DE CHARGE UTILE / CURVAS DE CARGA / ДИАГРАММА ГРУЗОПОДЪЕМНОСТИ

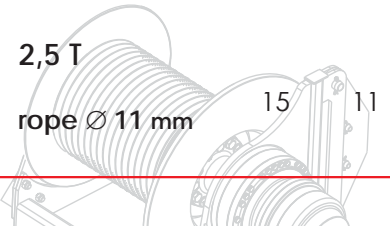
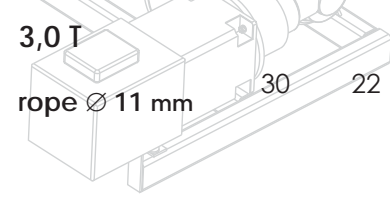
JIB	2.500 Kg						JIB	3.000 Kg					
	18.0	24.0	30.0	36.0	42.0	45.0		18.0	24.0	30.0	36.0	42.0	45.0
1,5 ▶	18.0	24.0	27.5	27.0	26.3	25.8	1,5 ▶	18.0	23.9	23.5	23.0	22.4	20.2
14	2500	2500	2500	2500	2500	2500	14	3000	3000	3000	3000	3000	3000
15	2500	2500	2500	2500	2500	2500	15	3000	3000	3000	3000	3000	3000
16	2500	2500	2500	2500	2500	2500	16	3000	3000	3000	3000	3000	3000
17	2500	2500	2500	2500	2500	2500	17	3000	3000	300	3000	3000	3000
18	2500	2500	2500	2500	2500	2500	18	3000	3000	3000	3000	3000	3000
19		2500	2500	2500	2500	2500	19		3000	3000	3000	3000	3000
20		2500	2500	2500	2500	2500	20		3000	3000	3000	3000	3000
21		2500	2500	2500	2500	2500	21		3000	3000	3000	3000	3173
22		2500	2500	2500	2500	2500	22		3000	3000	3000	3000	3014
23		2500	2500	2500	2500	2500	23		3000	3000	3000	2961	2868
24		2500	2500	2500	2500	2500	24		2915	2898	2876	2824	2735
25			2500	2500	2500	2500	25			2769	2748	2699	2612
26			2500	2500	2500	2499	26			2650	2630	2582	2499
27			2500	2500	2474	2395	27			2540	2521	2474	2395
28			2438	2420	2375	2298	28			2439	2420	2375	2298
29			2343	2325	2282	2209	29			2343	2325	2282	2209
30			2255	2237	2196	2125	30			2255	2237	2196	2125
31				2156	2115	2046	31				2156	2115	2046
32				2079	2039	1973	32				2079	2039	1973
33				2006	1969	1904	33				2006	1969	1904
34				1939	1902	1839	34				1939	1902	1839
35				1875	1839	1779	35				1875	1839	1779
36				1815	1780	1721	36				1815	1780	1721
37					1725	1666	37					1725	1666
38					1671	1616	38					1671	1616
39					1621	1566	39					1621	1566
40					1573	1520	40					1573	1520
41					1528	1476	41					1528	1476
42					1485	1434	42					1485	1434
43						1395	43						1395
44						1356	44						1356
45						1320	45						1320

ULTRALIFT _ALL INTERMEDIATE LOADS ARE DECREASED OF 10% IF THE CRANE IS NOT EQUIPPED WITH ULTRALIFT CONTROL / SENZA IL SISTEMA ULTRALIFT TUTTE LE PORTATE INTERMEDIE DIMINUISCONO IL CARICO DEL 10% / LES CHARGES INTERMEDIARES SONT DIMINUEES DE 10% SI LA GRUE N'EST PAS EQUIPE D'UN CONTROLE ULTRALIFT / SIN EL SISTEMA ULTRALIFT LOS MISAURA INTERMEDIOS DISMINUIR EL CARICO DEL 10% / БЕЗ ULTRALIFT ПРОМЕЖУТОЧНОЙ УМЕНЬШАЕТСЯ НА 10% НАГРУЗКИ.

HOISTING WINCH INVERTER - PERFORMANCES

MECCANISMI / MÉCANISMES / MECANISMOS / МЕХАНИЗМЫ

400 VOLT ± 5% - 50Hz _DIRECTIVE 14/12 - 2005/88/CE

HOISTING WINCH ARGANO	POWER POTENZA CV-ch Ps-hp kW	ROPE FUNE m.	STEP MARCIA	LOAD CARICO Kg.	SPEED VELOCITÀ m/min.	LOAD CARICO Kg.	SPEED VELOCITÀ m/min.
2,5 T  rope Ø 11 mm 15 11 80			1	2500	4,4		
			2	2500	22		
			3	1250	44		
			4 (*)	0 - 200 (*)	48 (*)		
3,0 T  rope Ø 11 mm 30 22 240			1	3000	7,6		
			2	3000	23		
			3	3000	38		
			4	1500	61		
			5	1000	76		
		5 (*)	0 - 400 (*)	91 (*)			

ABSORPTIONS / ASSORBIMENTI

11 kW

22 kW

18.0 kW

27.0 kW

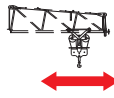


SLEWING

 0,37 / 0,7 / 1,0 min⁻¹

1 X 4 kW

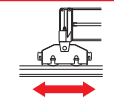
(*) SPEED AUTOMATICALLY CONTROLLED BY A CURRENT SENSOR / VELOCITÀ REGOLATA AUTOMATICAMENTE DA SENSORE DI CORRENTE / VITESSE RÉGLÉE AUTOMATIQUÉMENT PAR CAPTEUR DE COURANT / ACELERAR CONTROLADO AUTOMÁTICAMENTE POR UN SENSOR DE CORRIENTE / СКОРОСТЬ АВТОМАТИЧЕСКИ РЕГУЛИРУЕТСЯ ДАТЧИКОМ ТОКА



TROLLEY

13,0 / 37,0 / 59,0 m/min

3,6 kW



TRAVELLING

14 m/min

2 X 2,9 kW

[SRT 65 _REV. _0413] ADL / TECHNICAL DEPARTEMENT

THE DATA OBJECT OF THESE SHEETS ARE SUBJECT TO CHANGE WITHOUT PRIOR NOTICE / I DATI OGGETTO DELLE PRESENTI SCHEDE POTREBBERO SUBIRE MODIFICHE SENZA PREAVVISO / LES INFORMATIONS DONNÉES DANS LES PRÉSENTES FICHES POURRAIENT SUBIR DES MODIFICATIONS SANS PRÉAVIS / LOS DATOS CONTENIDOS EN ESTE FORMULARIO ESTÁN SUJETAS A CAMBIOS SIN PREVIO AVISO / ДАННЫЕ, УКАЗАННЫЕ В НАСТОЯЩИХ СПЕЦИФИКАЦИЯХ, МОГУТ ИЗМЕНЯТЬСЯ БЕЗ ПРЕДВАРИТЕЛЬНОГО ПРЕДУПРЕЖДЕНИЯ.